SHIMADZU LabSolutions

Analysis Report

<Sample Information>

Sample Name	: 2026_11_12_Black_halfmgml001		
Sample ID	: 2026_11_12_Black_halfmgml		
Data Filename	: 2026_11_12_Black_halfmgml001_12112026_1149_002.lcd		
Method Filename	: Analyt_5-95_24min.lcm		
Batch Filename	: 2026_11_12_TestRun_2_higherconc.lcb		
Vial #	: 1-29	Sample Type	: Unknown
Injection Volume	: 10 uL		
Date Acquired	: 12/11/2026 12:04:22	Acquired by	: System Administrator
Date Processed	: 12/11/2026 12:28:23	Processed by	: System Administrator

<Chromatogram>

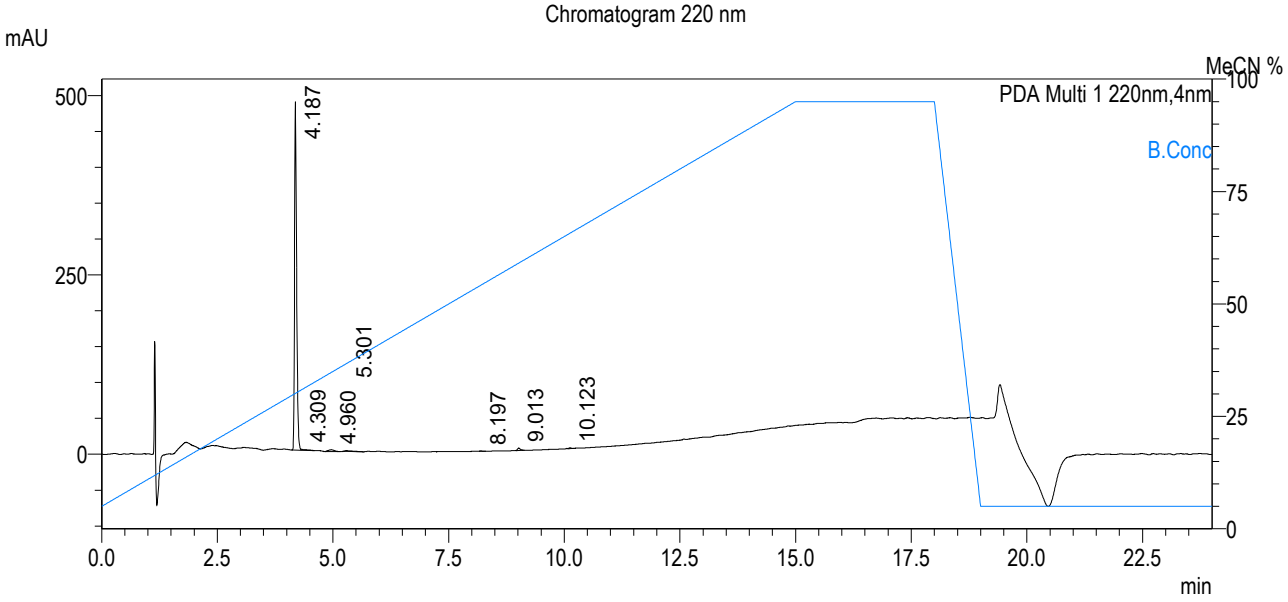

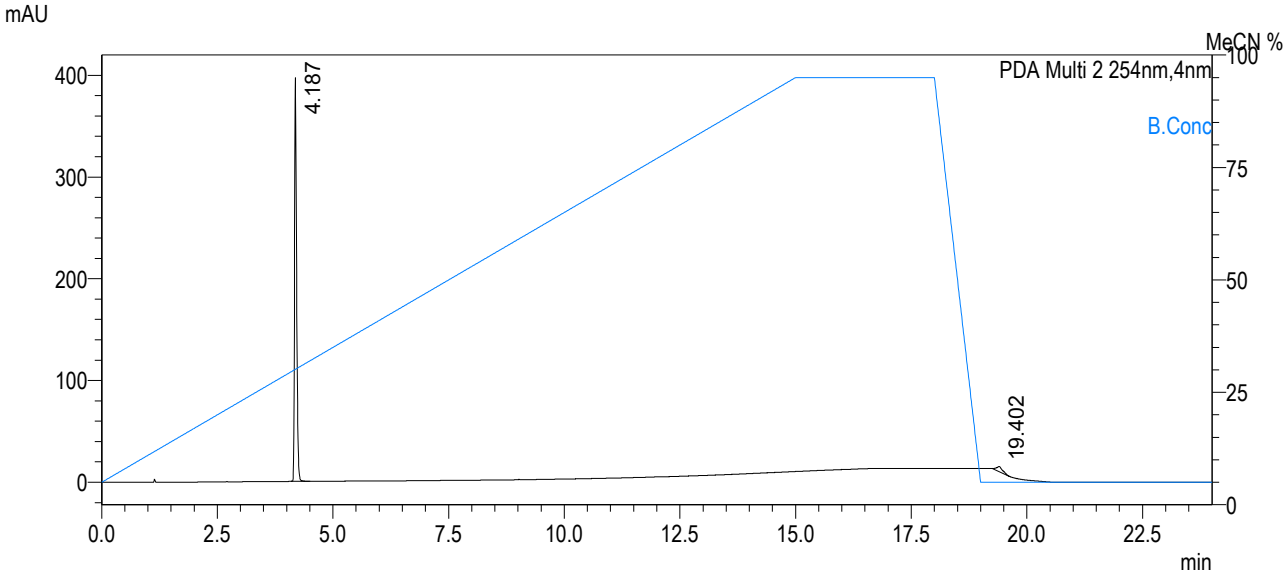

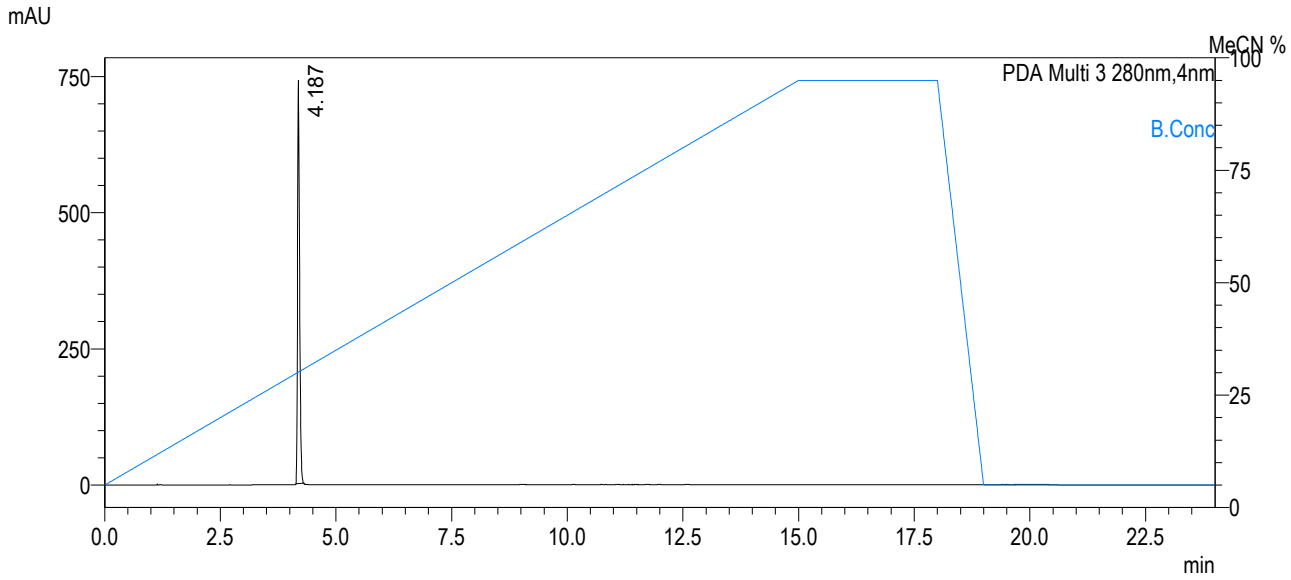

<Peak Table>

Peak Table

PDA Ch1 220nm

Peak#	Ret. Time	Area	Area%
1	4.187	1505317	96.073
2	4.309	12682	0.809
3	4.960	20551	1.312
4	5.301	11230	0.717
5	8.197	1475	0.094
6	9.013	13017	0.831
7	10.123	2579	0.165
Total		1566850	100.000

PDA Ch2 254nm

Peak#	Ret. Time	Area	Area%
1	4.187	1227169	96.423
2	19.402	45529	3.577
Total		1272698	100.000

PDA Ch3 280nm

Peak#	Ret. Time	Area	Area%
1	4.187	2259677	100.000
Total		2259677	100.000

Chromatogram

